


Add the intuiface application to zebrix:

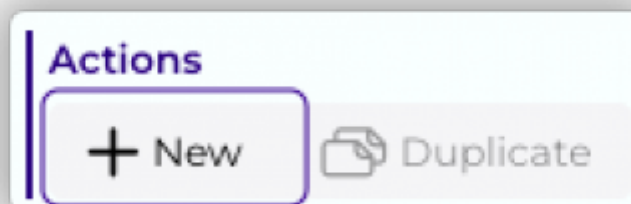
Intuiface is a third-party application that allows you to create presentations or mini wysiwig sites (without code) using the tactile capacity of screens. You create your content on the intuiface application outside zebrix and integrate the link obtained at the end of the design process into a zebrix page.

An intuiface link is required: <https://web.intuiface.com/intuiface-overview> (example of a link that can be used)

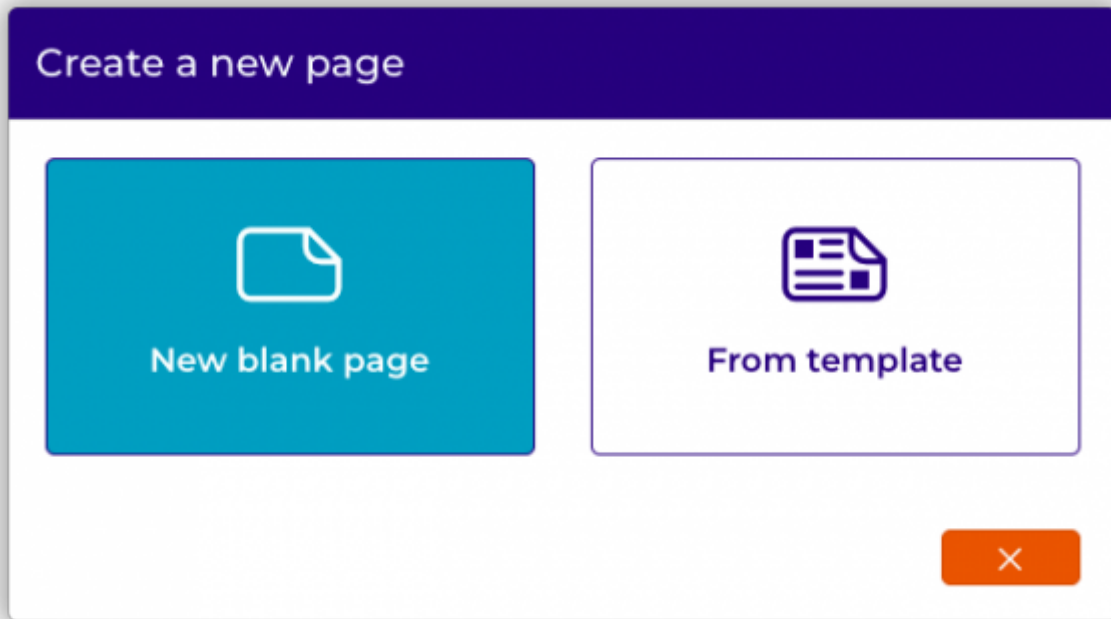
Click on the page tab :



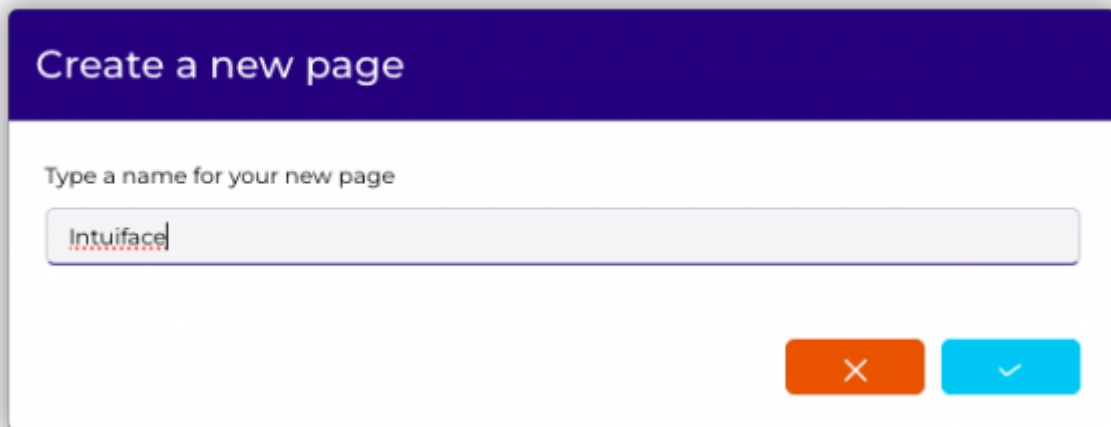
Then press + New :



Then choose the type of page you want to create (new blank page) :



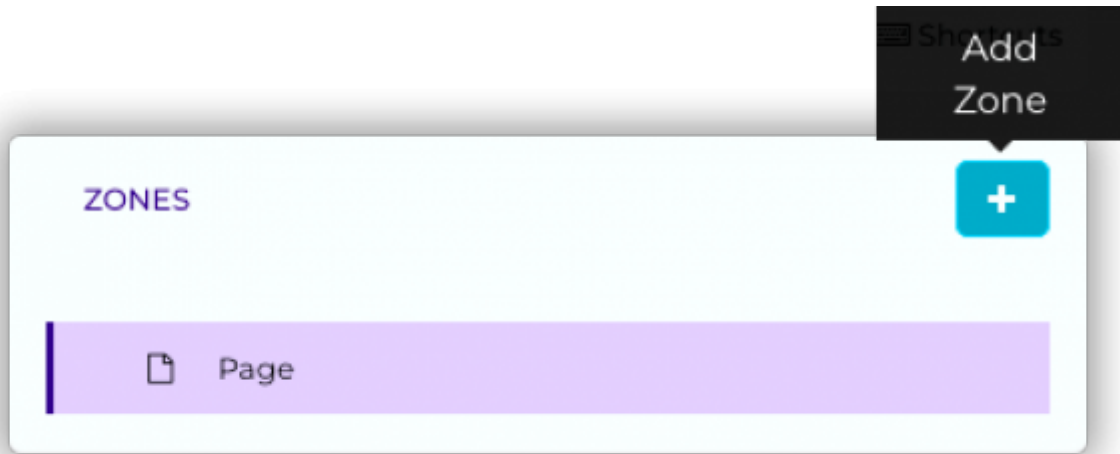
Then choose the name of your page :



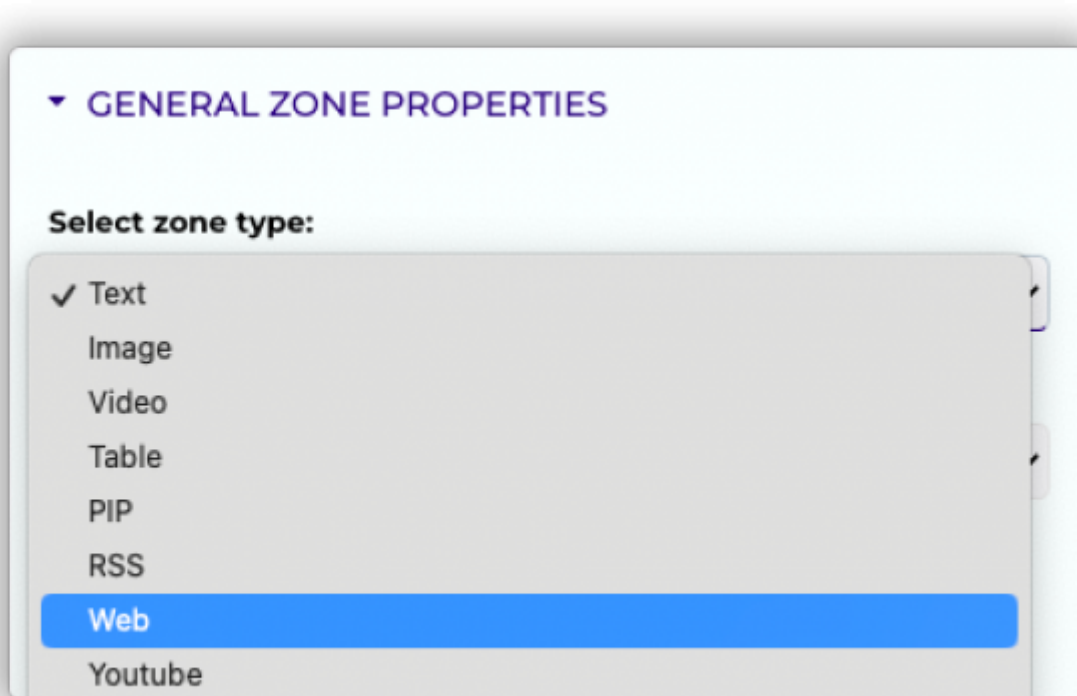
Congratulations, you've just created a new page.

Now you need to add a zone that will contain your intuitive page. To do this, first add a zone to your page.

Click on the + button in the zone box on the right of your screen .:



A zone can host different functions (text, image, video, etc.), but here we need a web zone to display an external iframe. To do this, we're going to click on the **zone type selection** drop-down menu, and choose **web** :



Translated with DeepL.com (free version)

We also need to define the size of the web zone. To use the intuiface application, we recommend using the entire page, as our target screen has a resolution of 1920px X 1080px in landscape, so we'll give these values to the zone.

Position	<input type="text" value="0"/> X	<input type="text" value="0"/> Y
Dimensions	<input type="text" value="1920"/> Width	<input type="text" value="1080"/> Height

Finally, in the zone content, we'll simply paste the url of your intuiface application.

▼ **ZONE CONTENT**

URL

This should already be displayed in your preview. Don't forget to save!

You can now display your intuiface page like any other content on your touch screen.

Translated with DeepL.com (free version)

From: <https://documentation.zebrix.net/> - **zebrix documentation**

Permanent link: https://documentation.zebrix.net/doku.php?id=en:ajouter_une_page_intuiface&rev=1721035979

Last update: **2024/07/15 11:32**

