

Customizable playlist

Introduction

What is the purpose of a customizable playlist?

A customizable playlist allows a user with limited rights to insert content into a playlist created by an administrator. This user is thus authorized to broadcast the content of their choice, which they will add to those defined by the administrator, without being able to replace or modify the content chosen by the administrator.

How does a customizable playlist work?

A customizable playlist is an element, like a page, that can be integrated into a playlist. It is intended to contain one or several pages that will be chosen by users with limited rights.

A customizable playlist must be associated with a tag family. The content of the customizable playlist can vary for each tag in the associated family. For example, it is possible to impose the same playlist (created by the administrator) on a set of screens, which can be enriched with content defined by users with limited rights (each linked to one or several tags of the associated family).

Practical Guide: How to Use this Feature?

Practical Case

Through this example, we want to give the possibility to a local editor to place content in a customizable playlist located within the main playlist that was created by a chief editor.

So, let's imagine a tag family "Sites" containing 5 tags:

Paris, Brussels, Lille, Dublin, New York

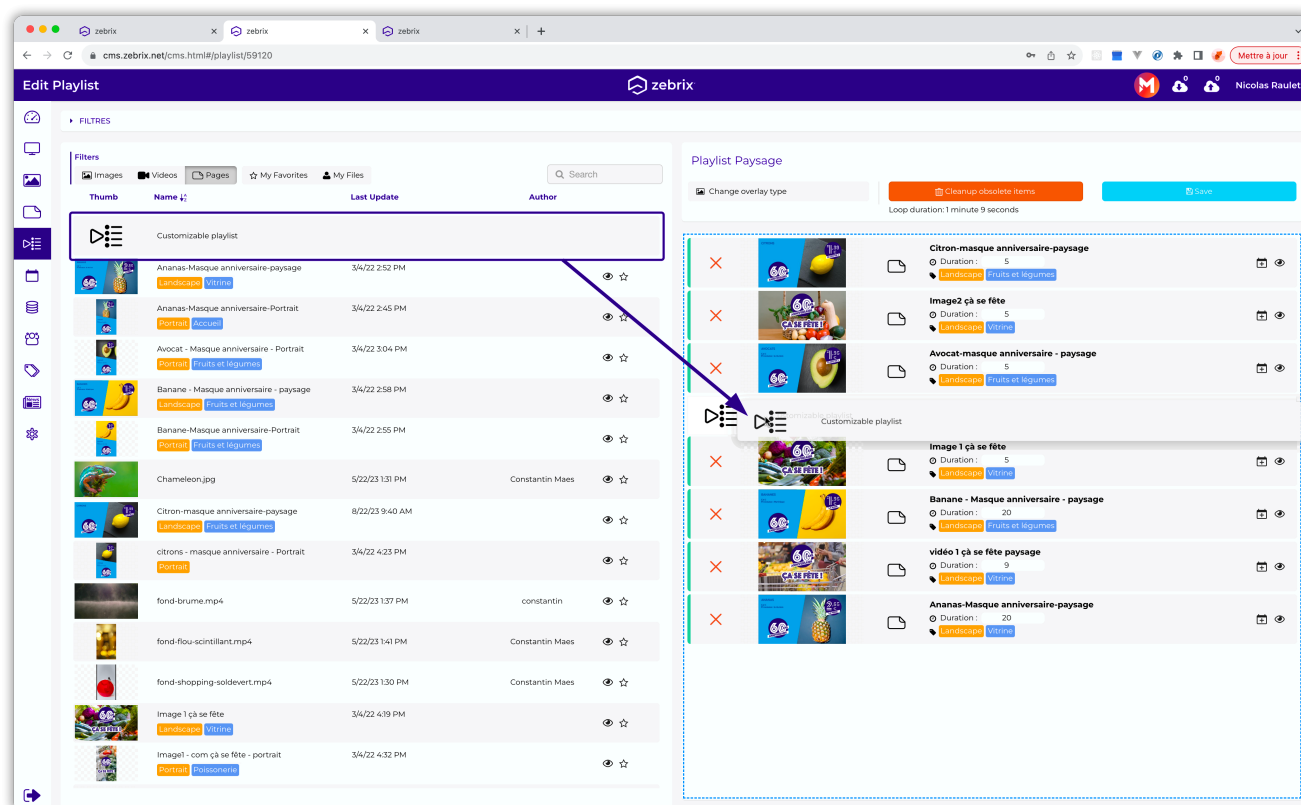
The chief editor will have an "administrator" type account. The local editors will have "limited rights user" type accounts tagged to a site.

Creation of a Playlist by the Administrator

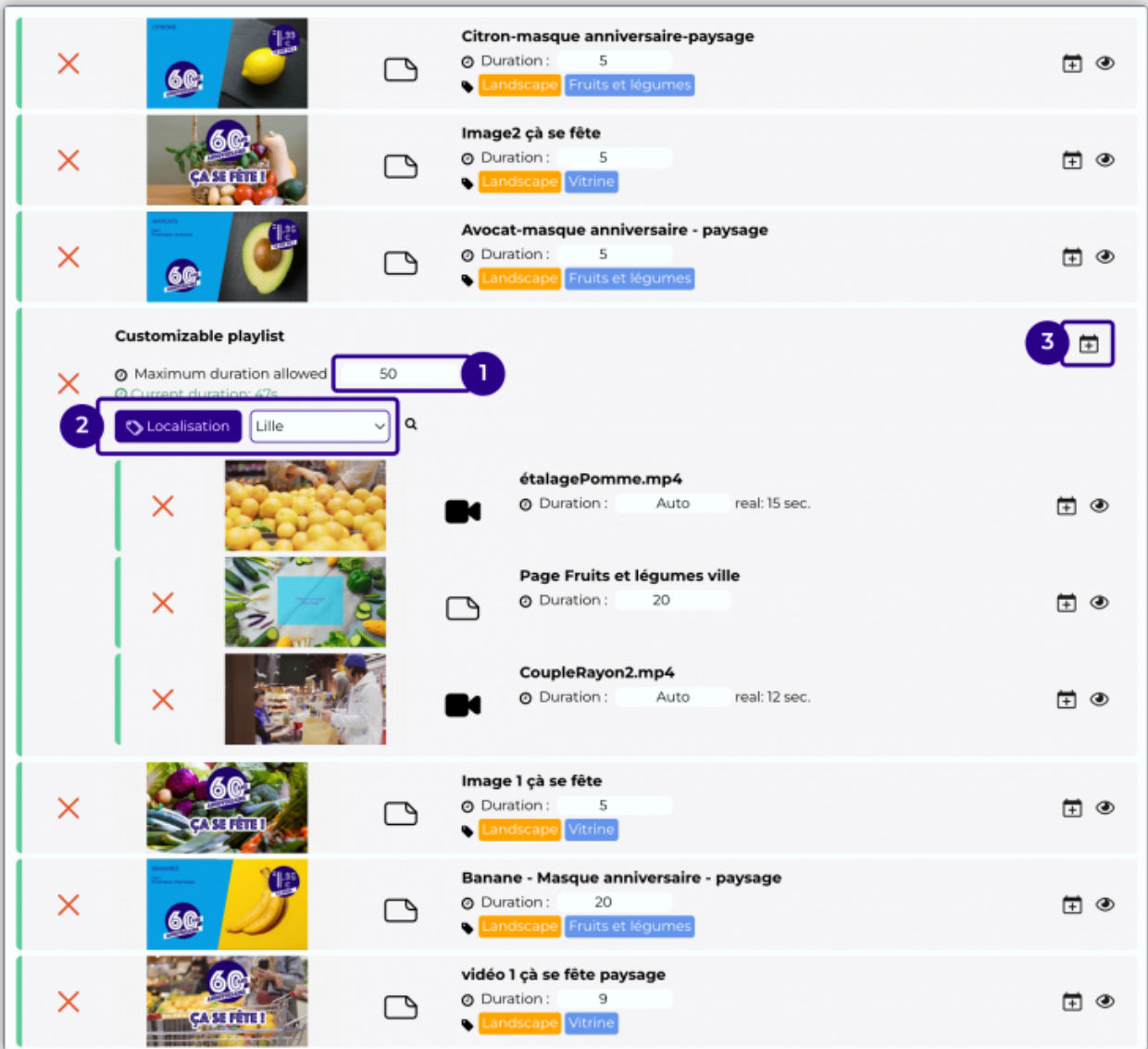
The administrator creates their playlist in the usual way.

Adding a Customizable Playlist to the Playlist and Choosing the Associated Tag Family

Just like a page, the customizable playlist can be placed anywhere within the main playlist that accommodates it. (It is also possible to add multiple customizable playlists within the same main playlist).



After inserting the customizable playlist into the main playlist, the administrator must associate it with the “Sites” tag family.



1	Maximum duration of the customizable playlist	
2	Tag Family	Tag concerned by the customizable playlist
3	Modifying the date range of the customizable playlist	

The administrator must also specify a maximum duration for the customizable playlist. Users must adhere to this limit. If users exceed the limit, any excess content will not be displayed (it will be cut off at the imposed limit).

Scheduling:

Start date

24/08/2023

End date

06/09/2023

Start hour

10:00 PM

End hour

6:00 AM

Week days

Monday

Tuesday

Wed.

Thursday

Friday

Saturday

Sunday

Skip this content

☐

Skip this content from the playlist

☐

Skip this content in offline mode

☐

Skip this content in online mode

Summary

From 24/08/2023 to 06/09/2023.

All mondays, wednesdays and fridays of month, from 22:00 to 06:00.

X

✓

Similar to a page, the administrator can define a validity date range for the customizable playlist if desired.

Creation of Limited Rights Users

5 limited rights user accounts are created for the 5 local editors. Each of these users is tagged with the site(s) they are responsible for.

<input type="checkbox"/> Nom	Nom utilisateur	Langue	Email	Rôle ↕	Tags
<input type="checkbox"/> Angus YOUNG	angus-young	fr_FR	angus@supermarket.fr	User with limited rights	Lille ✕
<input type="checkbox"/> David GILMOUR	david-gilmour	fr_FR	david@supermarket.fr	User with limited rights	Marseille ✕
<input type="checkbox"/> Steve Vai	steve-vai	fr_FR	steve@supermarket.fr	User with limited rights	Bordeaux ✕
<input type="checkbox"/> Rory Gallagher	rory-gallagher	fr_FR	rgallagher@supermarket.fr	User with limited rights	Strasbourg ✕
<input type="checkbox"/> Mark knopfler	mark-knopfler	fr_FR	mark@supermarket.fr	User with limited rights	Toulouse ✕

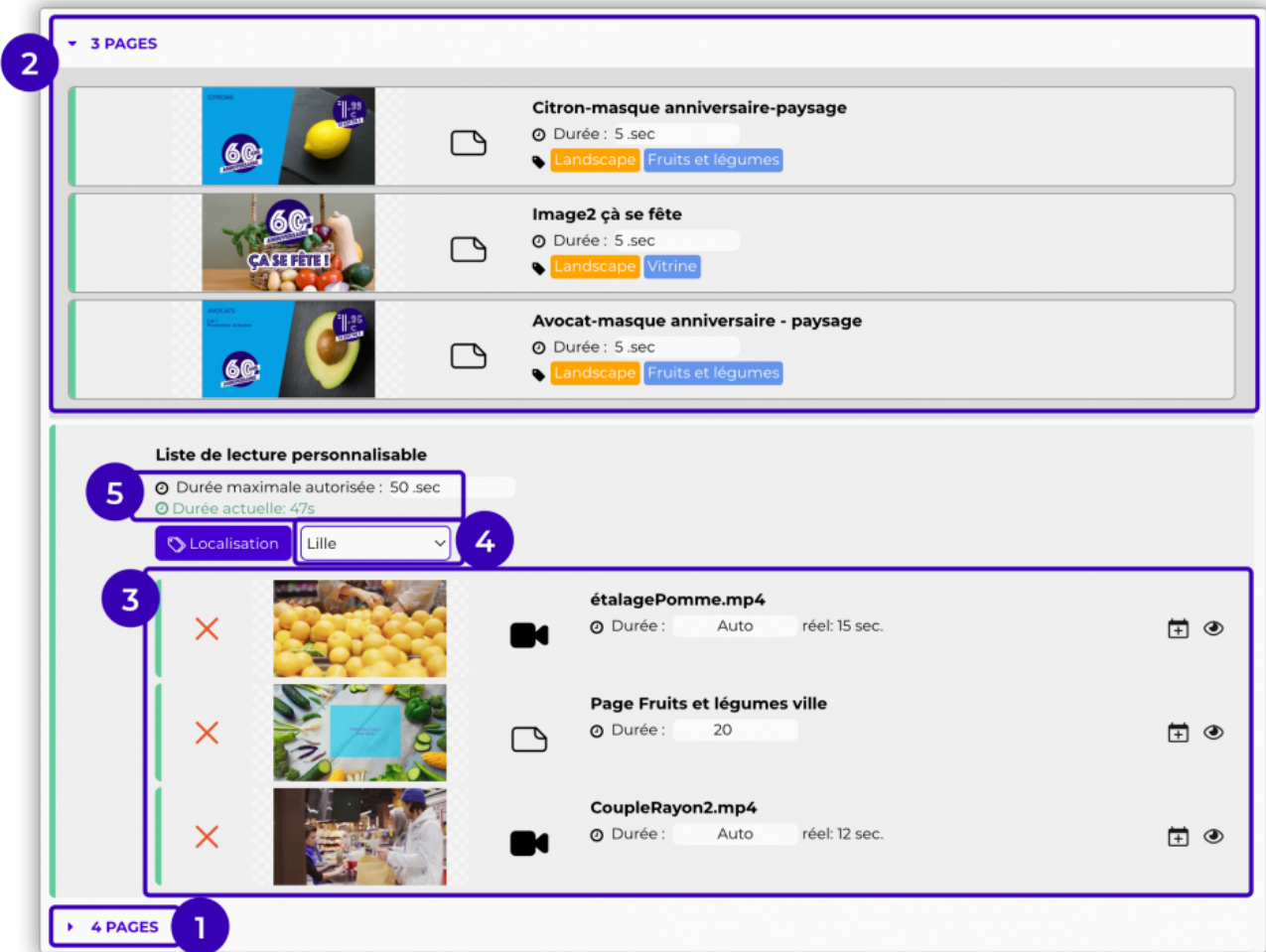
https://documentation.zebrix.net/

Printed on 2025/02/27 04:42

Use of the Customizable Playlist by Limited Rights Users

A limited rights user editing the playlist created by an administrator will not view it in the same way as the administrator:

1	Content inserted by the administrator will be populated but hidden by default.
2	These pages can be displayed for reference by clicking on the user's bar. However, the limited user cannot modify or delete the administrator's content.
3	The customizable playlist is available to the user, and they can add content to it.
4	The dropdown allows the user to choose the tag they are specifying content for. If the user is tagged to only one site, they will see only one choice in the list.
5	The user can view the maximum duration they have. If the limit is exceeded, excess content will not be displayed (it will be trimmed).



Playlist Preview

The administrator can preview the content that has been inserted by the users:

[In the playlist editor](#)

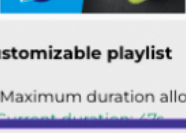
Playlist Paysage

 Change overlay type

 Save without forcing screens update

Loop duration: 1 minute 17 seconds

×



Document

Duration :

5

Landscape

Fruits et légumes

+

👁

Customizable playlist

×

⌚

Maximum duration allowed :

50

⌚

Current duration :

47s


📍 Localisation

Lille

▼

🔍

×



🎥

⌚

Duration :


Auto

real: 15 sec.

+

👁

×



📄

⌚


Duration :

20

+

👁

×



🎥

⌚

Duration :


Auto

real: 12 sec.

+

👁

×



Document

Duration :

5


Landscape

Vitrine

+

👁

×



Document

Duration :

20

Landscape


Vitrine

+

👁

<https://documentation.zebrix.net/>

Playlist Paysage



Info Playlist

Orientation :

Name : Playlist Paysage

Author : unknown

Import date : 3/4/22 4:43 PM

Last editor : Zebrix team

Last update : 8/23/23 10:30 AM

Version : 7

Last playback : Apr 12, 2023

Slots : 4

Duration : 0:00:30

Total weight : 981.1Ko

Tags :
No tag







See data from:
Localisation

Selected element

Name : Page Fruits et légumes ville

Tags :
No tag

show advanced ▾



OK

From:
<https://documentation.zebrix.net/> - **zebrix documentation**

Permanent link:
https://documentation.zebrix.net/doku.php?id=en:customizable_playlist

Last update: **2024/02/13 10:17**

