

How to enable sound on the NUC

You've just sent a video with sound on your zebrix nuc and there is no sound ? This manual will guide you through the steps to make the sound work correctly.

Determine the output you need

zebrix nucs has two built-in sound cards :

- **a Digital Stereo (HDMI and Display Port)** : use this setting if you want the sound to be played through the screen built-in speakers or a 2.1 / 5.1 sound system connected to the screen.
- **an Analog Stereo (mini-jack output on the front)** : use this setting if you want to use an external stereo speaker or bring the audio signal to an audio mixer.

The first step will be to select the right sound card.

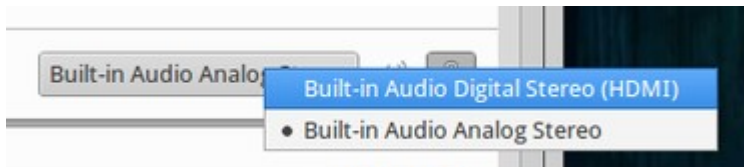
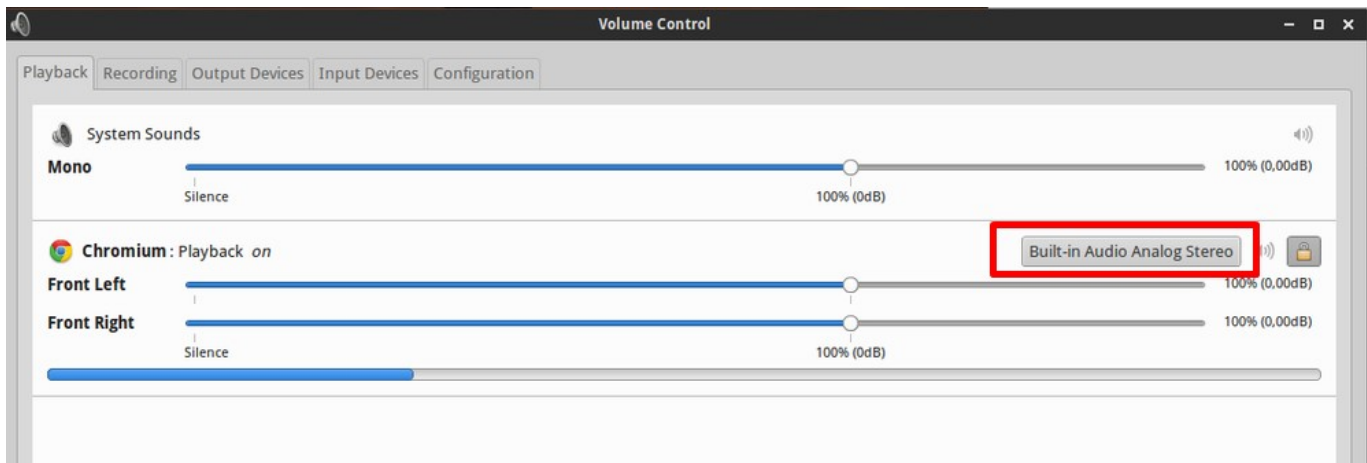
Sound card selection

Connect a USB keyboard and open zebrix configuration by pressing F1

Open the Audio setting panel (or F3 keyboard shortcut)



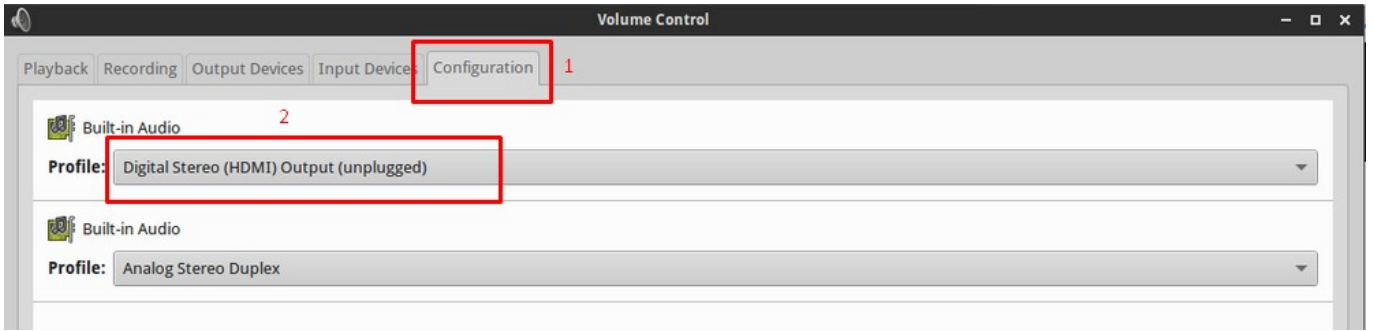
Select the sound card you want to use



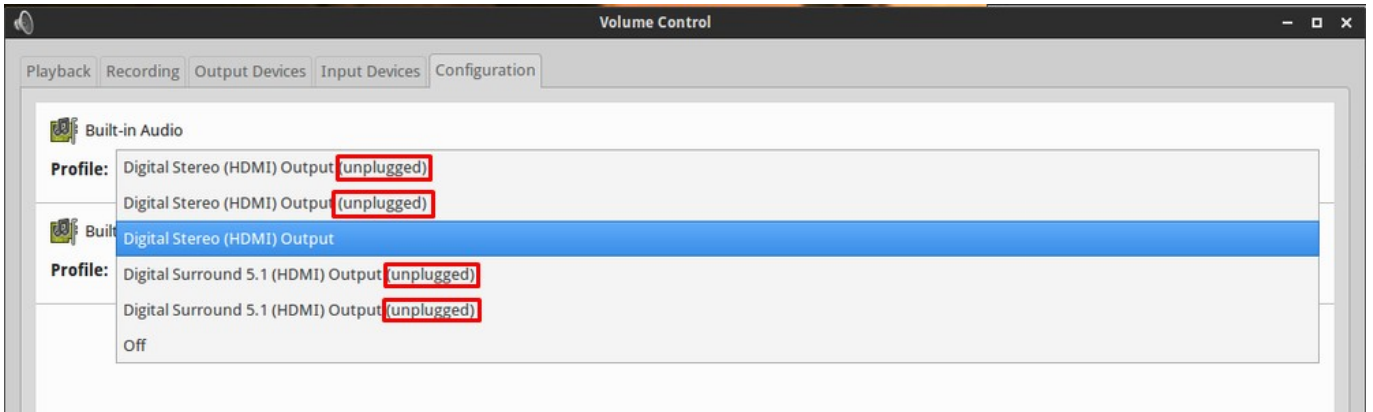
(FOR DIGITAL STEREO ONLY) select the correct profile

Because of the fact NUC uses HDMI and mini Display port outputs you have to select the output type you use (profile).

In the audio setting go to the "Configuration" tab and select the profile you want to use.

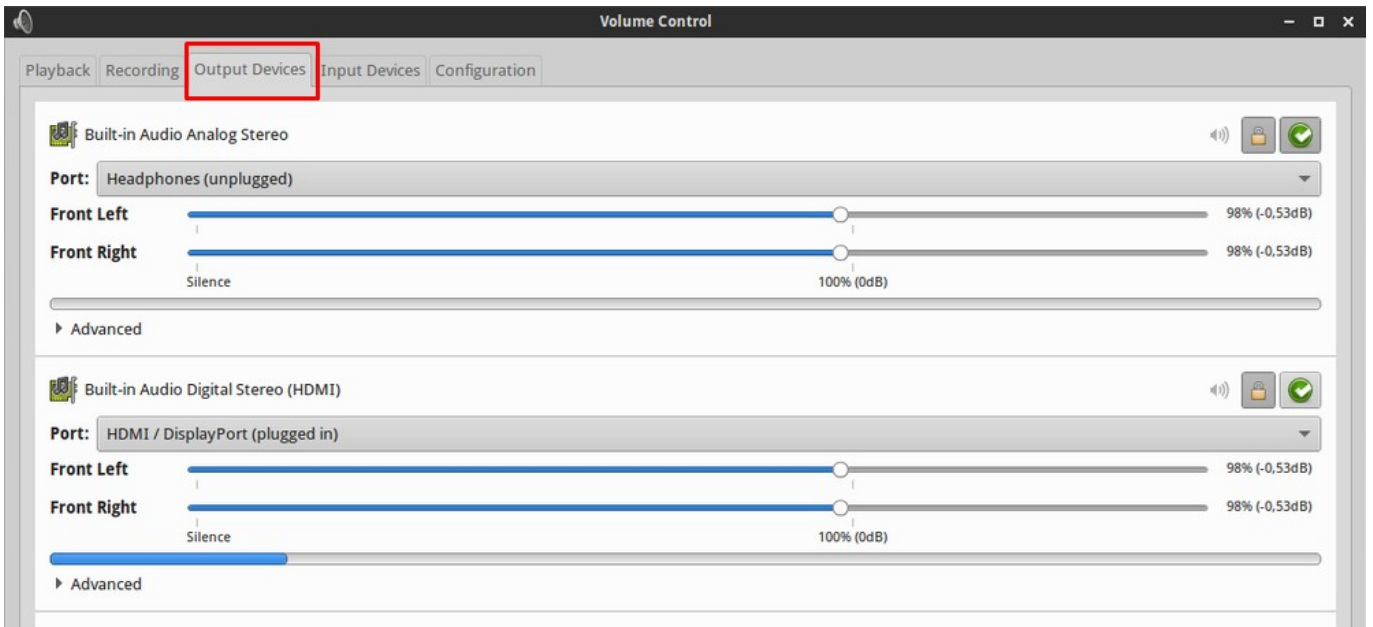



You will note that unused output will appears as “unplugged” which will make the selection of the right profile easier.



Test the volume

To define the right audio volume level you can set the volume in the “Output devices” tab



 Please note that this volume value will always be overwritten at each nuc boot with the value defined in zebrix. Adjusting the volume in this tab should only be used for test purpose. The next section defines how to set the volume in zebrix.

Set the volume

The volume can be adjusted remotely with the zebrix hardware tool section

Hardware Tools

- Remote
- Logs
- Monitor
- Properties

Panel:

Lock:

Logger:

Empty Cache:

Reboot Screen:

Speed Id:

Mute:

Volume:

From: <https://documentation.zebrix.net/> - **zebrix documentation**

Permanent link: <https://documentation.zebrix.net/doku.php?id=en:enablesoundonnu>

Last update: **2021/08/25 10:29**

