

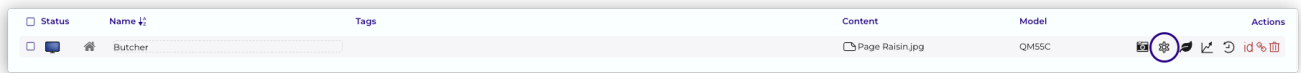


⚠ Note: This feature is only available on devices running version V3.

# How to Change the Time Zone

This guide explains how to modify the time zone.

## How to Change the Time Zone on a Screen



Select the screens on which you want to apply a different time zone.

Click on “Hardware Tools”.

Go to the “Properties” tab.

Select the desired time zone, then click on “Apply”.

The screenshot shows a web interface titled "Hardware Tools: 1 Screen selected - Butcher". The interface has a dark blue header and a light blue sidebar with tabs for "Remote", "Logs", "Monitor", and "Properties". The main content area is divided into several sections: "General Parameters", "Regional settings", "Image settings", and "Network settings". A dropdown menu is open over the "Regional settings" section, displaying a list of time zones. The selected time zone is "(GMT+01:00) Europe/Paris".

**Hardware Tools: 1 Screen selected - Butcher**

Remote | Logs | Monitor | Properties

**General Parameters**

Orientation:  
Number of screens:  
Zebrix player V3:

**Regional settings**

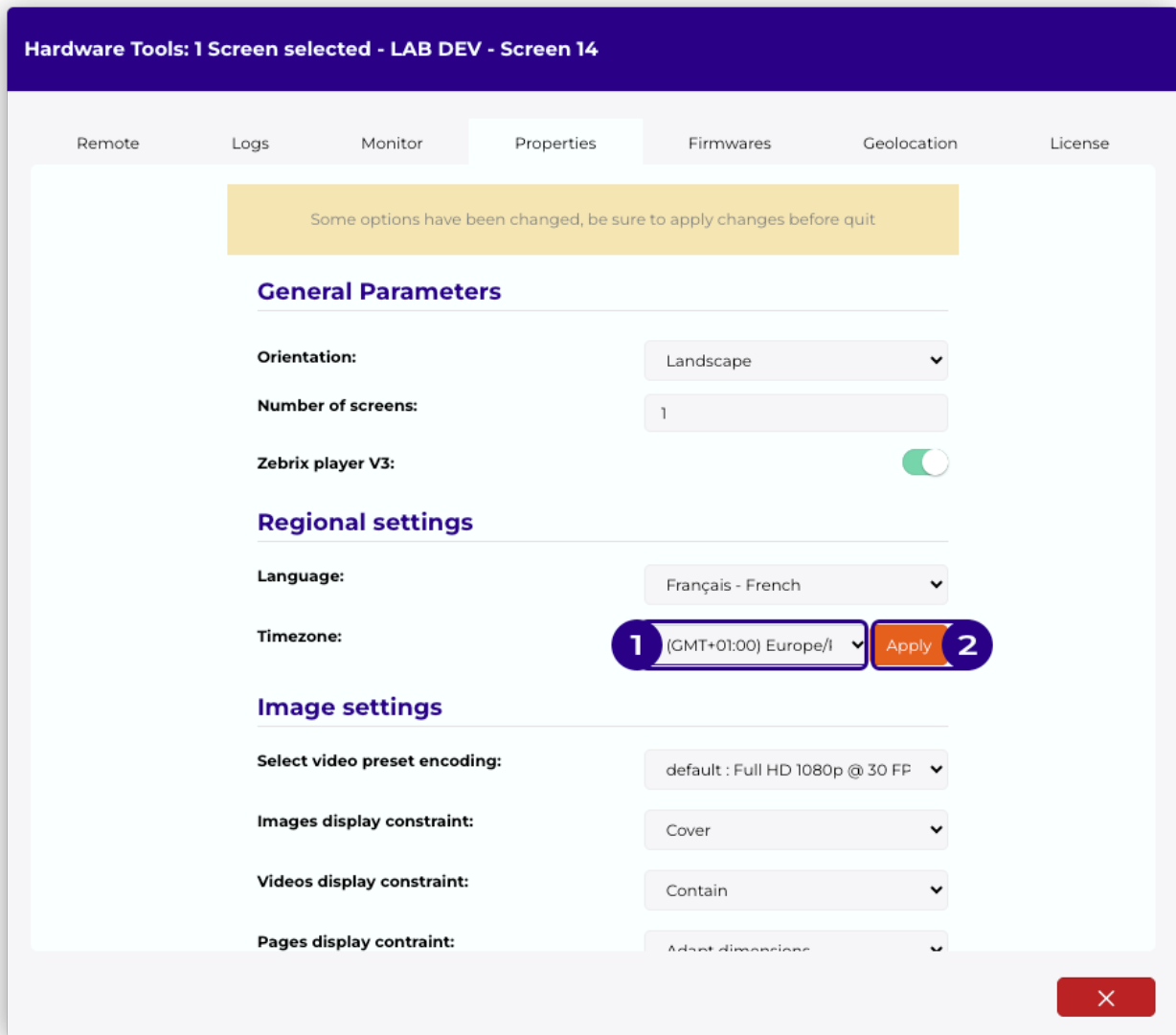
Language:  
Timezone:

**Image settings**

Select video preset encoding:  
Images display constraint:  
Videos display constraint:  
Pages display constraint:

**Network settings**

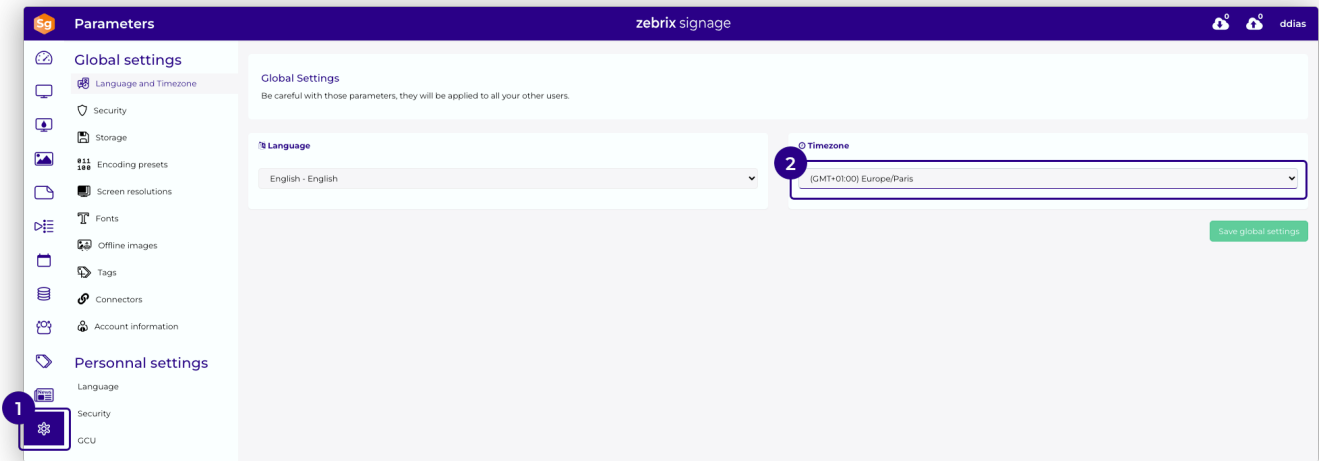
(GMT+01:00) Africa/Libreville  
(GMT+01:00) Africa/Luanda  
(GMT+01:00) Africa/Malabo  
(GMT+01:00) Africa/Ndjamena  
(GMT+01:00) Africa/Niamey  
(GMT+01:00) Africa/Porto-Novo  
(GMT+01:00) Africa/Tunis  
(GMT+01:00) Arctic/Longyearbyen  
(GMT+01:00) Atlantic/Jan\_Mayen  
(GMT+01:00) CET  
(GMT+01:00) Etc/GMT-1  
(GMT+01:00) Europe/Amsterdam  
(GMT+01:00) Europe/Andorra  
(GMT+01:00) Europe/Belgrade  
(GMT+01:00) Europe/Berlin  
(GMT+01:00) Europe/Bratislava  
(GMT+01:00) Europe/Brussels  
(GMT+01:00) Europe/Budapest  
(GMT+01:00) Europe/Busingen  
(GMT+01:00) Europe/Copenhagen  
(GMT+01:00) Europe/Gibraltar  
(GMT+01:00) Europe/Ljubljana  
(GMT+01:00) Europe/Luxembourg  
(GMT+01:00) Europe/Madrid  
(GMT+01:00) Europe/Malta  
(GMT+01:00) Europe/Monaco  
(GMT+01:00) Europe/Oslo  
**(GMT+01:00) Europe/Paris**  
(GMT+01:00) Europe/Podgorica  
(GMT+01:00) Europe/Prague  
(GMT+01:00) Europe/Rome  
(GMT+01:00) Europe/San\_Marino  
(GMT+01:00) Europe/Sarajevo  
(GMT+01:00) Europe/Skopje  
(GMT+01:00) Europe/Stockholm  
(GMT+01:00) Europe/Tirane  
(GMT+01:00) Europe/Vaduz  
(GMT+01:00) Europe/Vatican  
(GMT+01:00) Europe/Vienna  
(GMT+01:00) Europe/Warsaw  
(GMT+01:00) Europe/Zagreb  
(GMT+01:00) Europe/Zurich  
(GMT+01:00) MET  
(GMT+01:00) Poland  
(GMT+02:00) Africa/Blantyre  
(GMT+02:00) Africa/Bujumbura



## How to Change the Time Zone of a Customer Account

It is possible to modify the time zone at the customer account level. This setting will be used as the default time zone for all new screens/players added to this account.

Go to the account's general settings and select the desired time zone.



## How to Check the Configuration on a Screen

Press the "Tools" button on the remote control.



From:  
<https://documentation.zebrix.net/> - **zebrix documentation**

Permanent link:  
[https://documentation.zebrix.net/doku.php?id=en:how\\_to\\_change\\_a\\_time\\_zone&rev=1762943987](https://documentation.zebrix.net/doku.php?id=en:how_to_change_a_time_zone&rev=1762943987)

Last update: **2025/11/12 11:39**

