

Widget info Traffic Google map

Access link

<http://widgets.zebrix.net/>

Specifications

To use this widget, you need to obtain your own API key from Google. This will take around ten minutes.

<https://developers.google.com/maps/documentation/javascript/get-api-key?hl=Fr#key>

visualisez et configurez votre widget :

Require your own Google API

Attention : Ce widget permet de visualiser l'infotrafic à partir d'une carte Google Map autorisée. Au-delà de cette limite, Google facture \$7 chaque 1000 requêtes (une requête = un affichage). Nous vous recommandons de limiter le nombre d'affichages pour rester dans la limite gratuite autorisée ou limiter les coûts.



URL : Copier l'URL

A coller dans le champ URL de la zone web de votre page zebrix

Mon écran est connecté en https

Localisation : Trouvez votre localisation

Choisissez la localisation pour votre infotrafic à partir d'une carte

Votre clé API Google :

Une clé API Google doit être demandée sur <https://developers.google.com/maps/documentation/javascript/get-api-key>



An API key allows you 28,000 map loads per month. One load is equivalent to one display of the page containing the traffic widget.

Example:

Playlist duration	2 minutes	One display every 2 minutes (= 30 displays / hour)
Number of screens	10 screens	Multiplied by 10 (= 300 displays / hour)
Daily display time	2 hours (120 minutes)	So 600 displays / day
Number of operating days per month	20 days	12,000 displays / month

In the example above, the use of the traffic information provided by Google Map remains free because it is less than 28,000 times loaded per month.

Above this limit, Google will charge you \$7.00 per 1,000 loads (up to 100,000 loads) and \$5.60 per 1,000 loads (over 100,000).

To optimise costs, we suggest that you display the traffic information only at the times you need it (e.g. peak hours or office arrival or departure times), that on certain screens you increase the display time or the duration of the playlist to limit the frequency of calls to Google. You can also display the traffic info page for several minutes at a time, which will reduce the number of requests.

Below is a google sheet link to estimate the possible costs depending on your use:

[Estimation Google Sheet for widget info traffic google map](#)

Once you have obtained your API key, you can go back to <http://widgets.zebrix.net> and generate a link to the traffic info widget in which your key will be integrated.

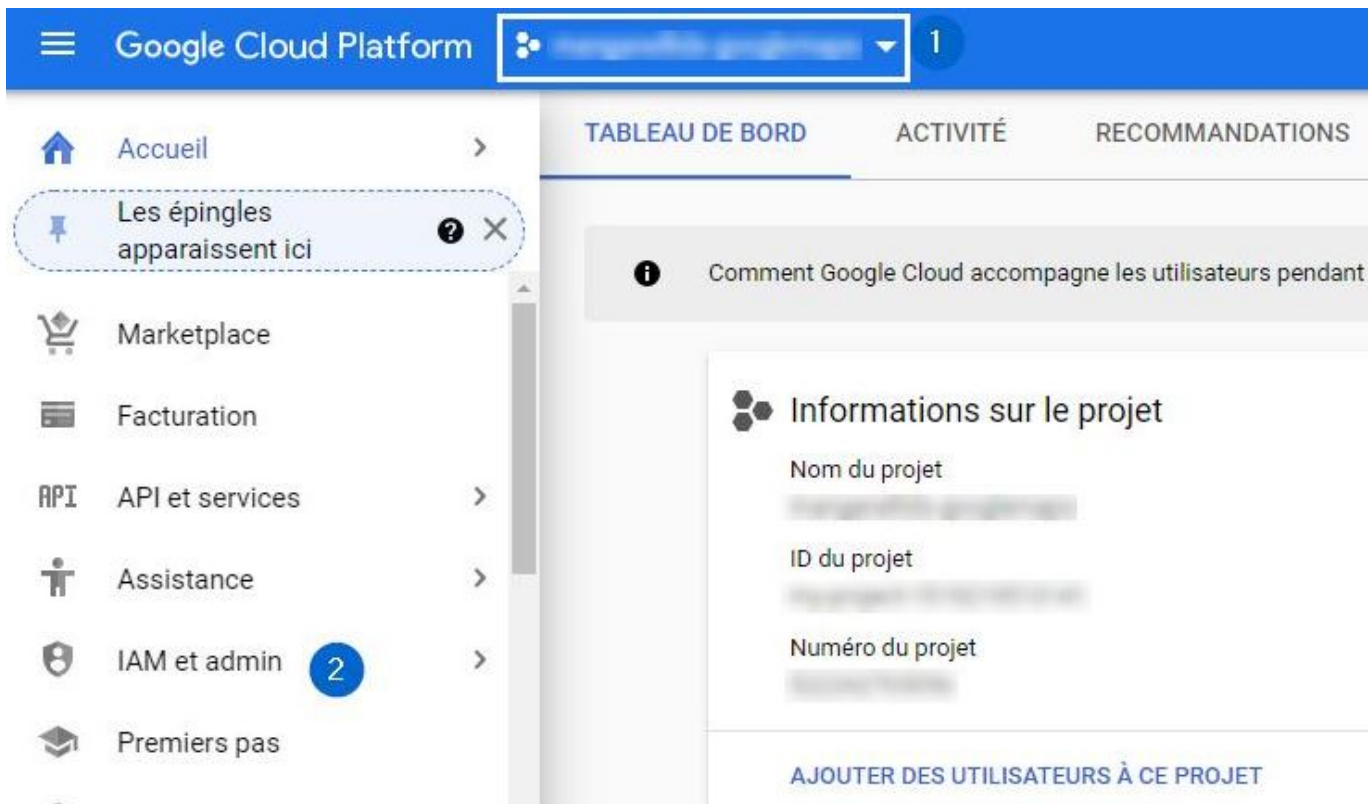
Application of a quota to maintain control over the amount charged by Google



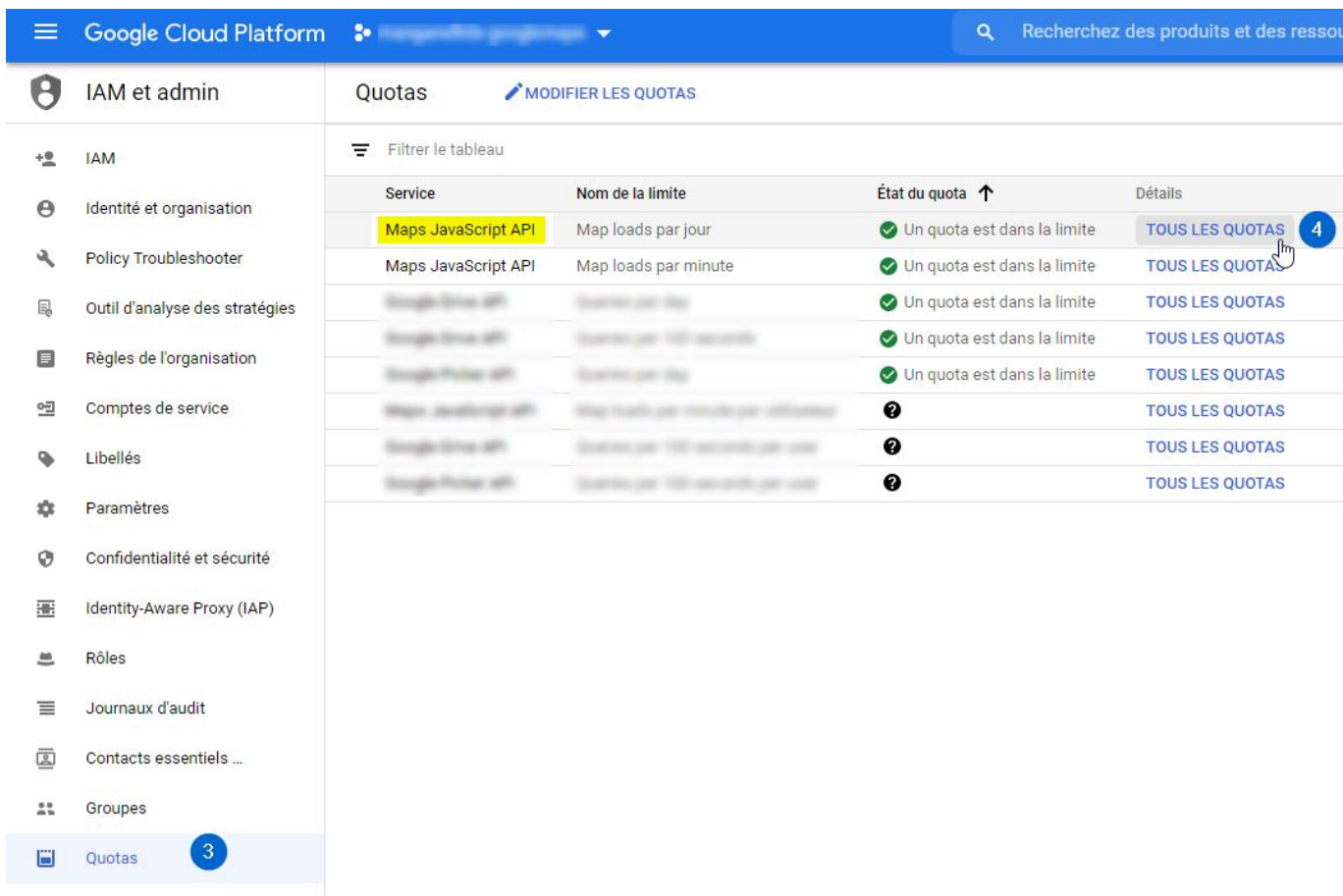
Did you know that you can apply a quota of requests via your Google Cloud Console? This allows you to keep control of the amount billed by Google, and even to remain free by staying below the monthly limit of 28,000 requests (i.e. less than 903 requests per day).

<https://console.cloud.google.com/home/>

Select your project



Go to the **IAM and admin** section



Edit the quota corresponding to the number of monthly requests

← Détails des métriques de quota


 **MODIFIER LES QUOTAS**

6

Service : Maps JavaScript API

Nom : Map loads par jour

Métrique de quota : maps-backend.googleapis.com/billable_default

 Filtrer le tableau

<input checked="" type="checkbox"/>	Zone	Utilisation actuelle	Pic d'utilisation sur 7 jours ↑	Limite
<input checked="" type="checkbox"/>	Mondial	<div style="width: 30%;"><div style="width: 30%;"></div></div> 3	<div style="width: 30%;"><div style="width: 30%;"></div></div> 3	903

5

A limit of 903 daily requests allows you to stay within the limit of 28,000 monthly requests.

Maps JavaScript API

Quota : Map loads par jour

Limite actuelle : 903

Saisissez une nouvelle limite de quota ou sélectionnez une valeur illimitée

Nouvelle limite *

903

7

Unlimited

OK

8

ENVOYER LA REQUÊTE

9

From:

<https://documentation.zebrix.net/> - **zebrix signage documentation**

Permanent link:

<https://documentation.zebrix.net/doku.php?id=en:infotrafic>

Last update: **2025/11/05 14:35**

