

# Screen Activation via Mobile App

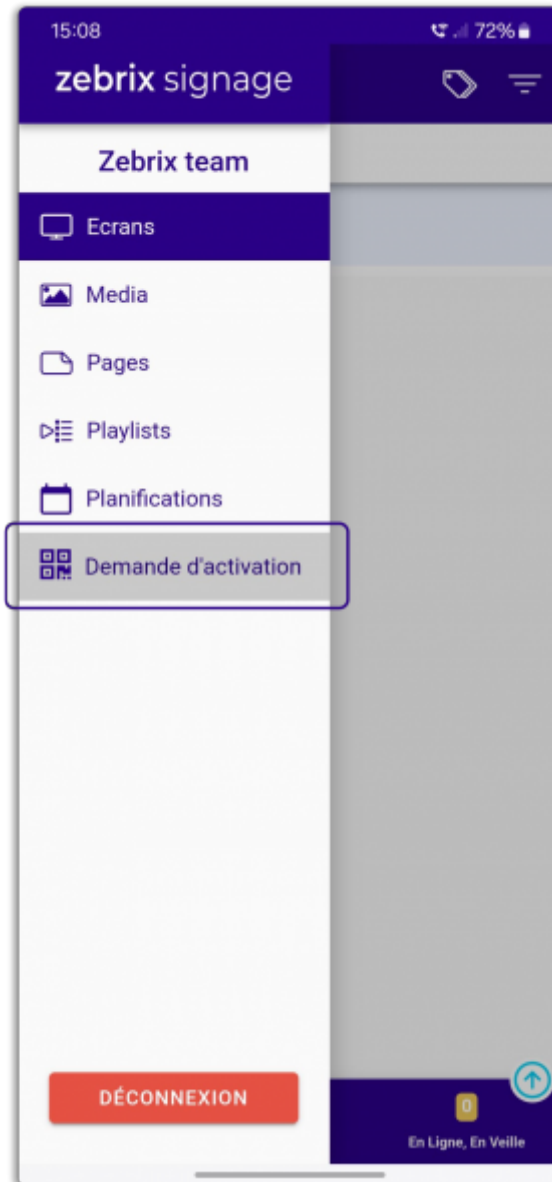
## Prerequisites

- Have a valid account with a filled-in client Short Name (the client Short Name is the shortened version of the client's name used at login).
- Have available licenses to assign to a screen. Ask Zebrix support to unlock the feature.
- Have the Zebrix Signage mobile app installed on a mobile device (phone or tablet).
- Have an active admin account on Zebrix Signage.
- Have a **screen currently operational**:
  1. Turned on
  2. Displaying the Zebrix application screen URL
  3. Zebrix application launched (An image like this should be displayed on the screen)



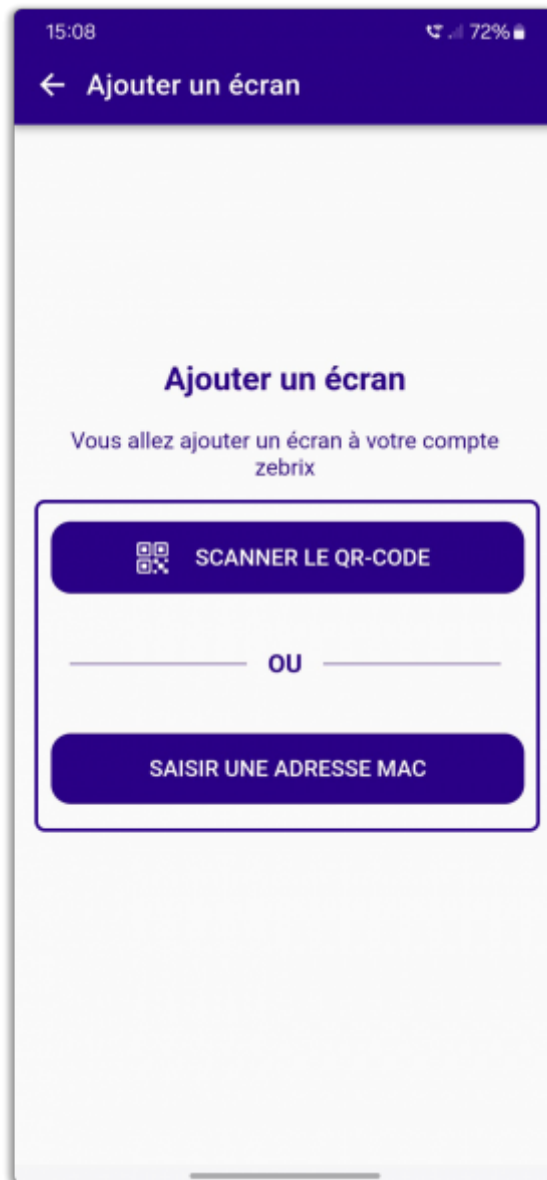
This image indicates that the screen is ready to be activated in Zebrix (the ID numbers and QR code will differ for each screen).

## Step 1



Log into the mobile app using your credentials.  
Then tap the burger button to open the menu, and select **Activation Request**.

## Step 2



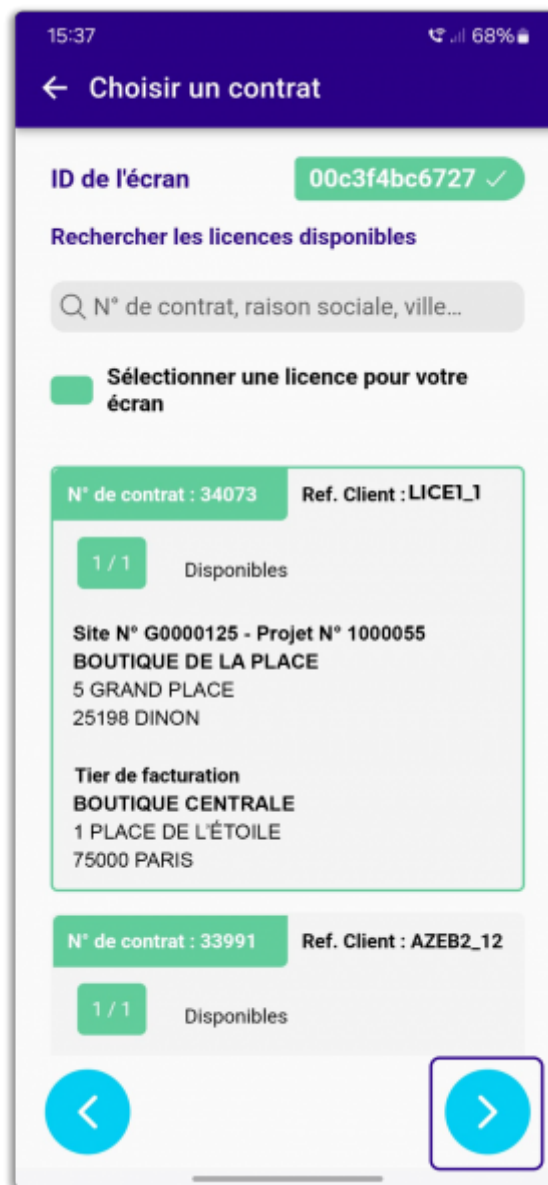
### Choose between the two MAC address acquisition methods:

**Via QR code:** The next step will be to scan the QR code displayed on the screen. Validation will be automatic. For this operation, your device's camera must be functional.

**Via manual MAC address entry:** Simply enter the **ID** shown on the screen in the format 00.00.00.00.00 and confirm.

## Step 3

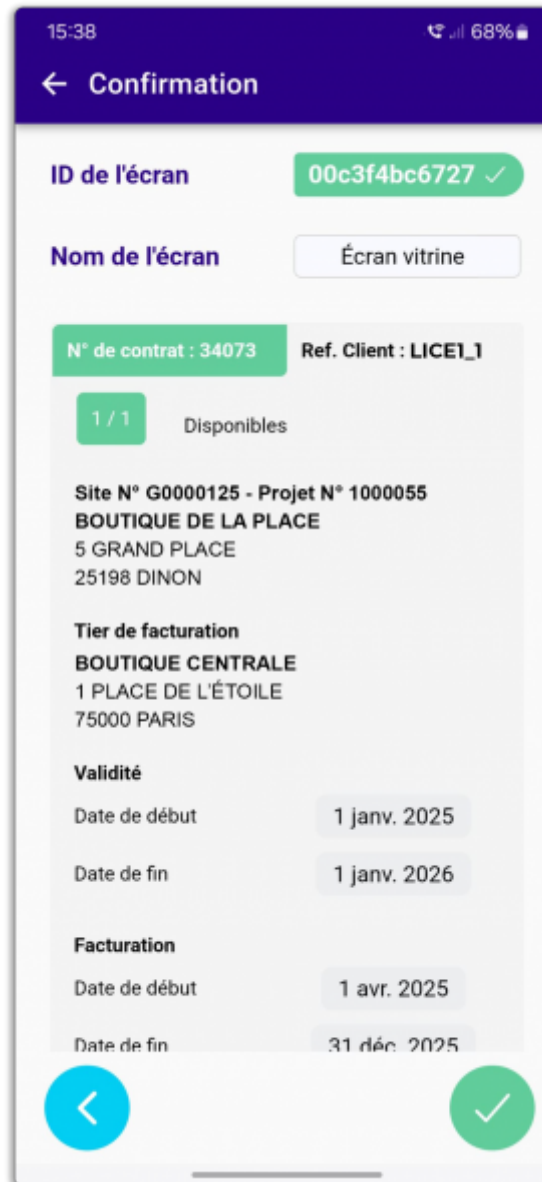




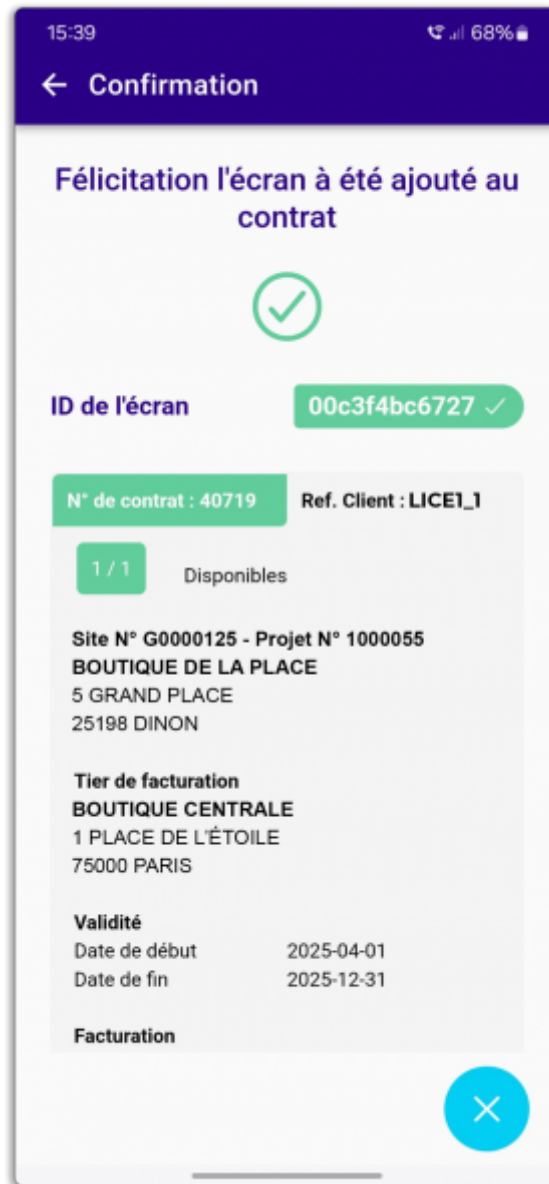
Select the license contract corresponding to your screen. To narrow down the list (if it's too long), you can filter options in the search tab by contract number, company name, city name...

Click on the desired contract, then proceed to the next step by clicking the arrow on the right.

## Step 4



At this stage, you can name your screen and check the license data for the screen. If everything is correct, you can **confirm this step**.



**Congratulations, the procedure is complete. Your screen is now properly linked to the selected account.**



From: <https://documentation.zebrix.net/> - **zebrix documentation**

Permanent link: [https://documentation.zebrix.net/doku.php?id=en:license\\_management\\_and\\_activation\\_from\\_zebrix\\_mobile&rev=1748422022](https://documentation.zebrix.net/doku.php?id=en:license_management_and_activation_from_zebrix_mobile&rev=1748422022)

Last update: **2025/05/28 10:47**

