

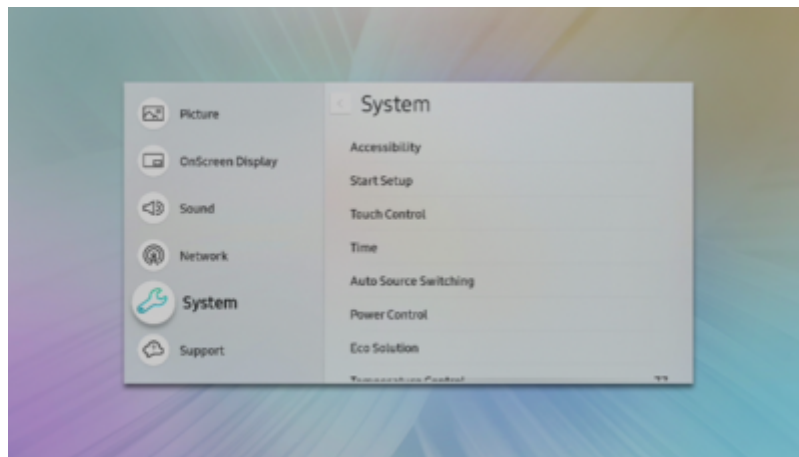
# Change Player Type: From Magic Info to Launch URL

## 1 - Changing sources

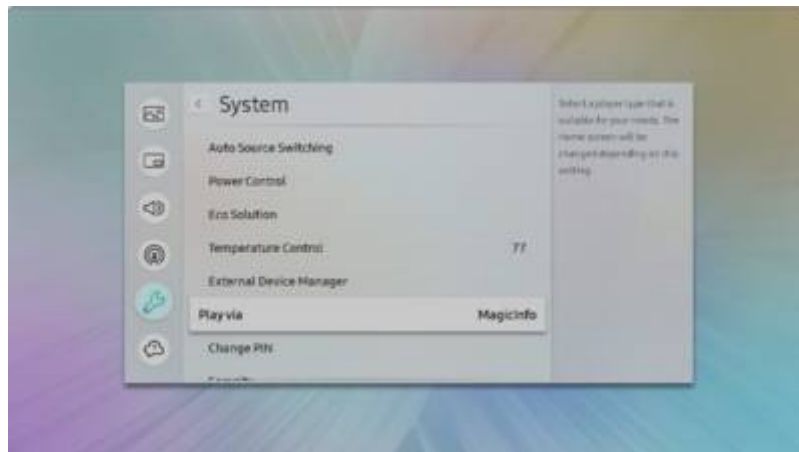
- Switch to an HDMI or DVI type source

## 2 - Change player type

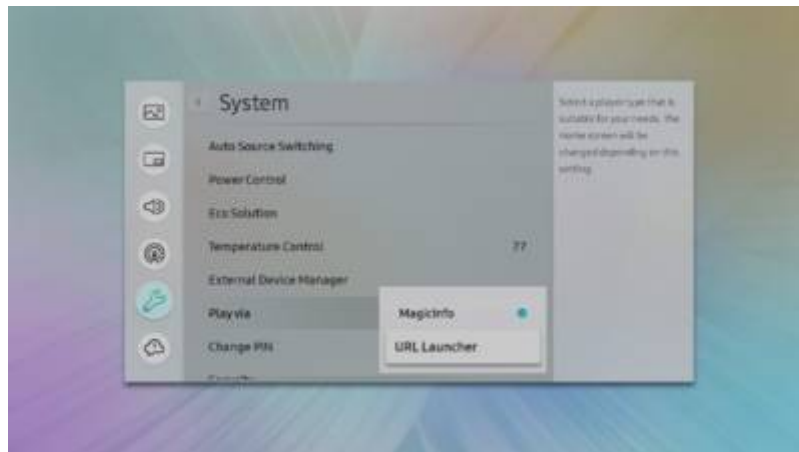
- Click on **Menu** with the remote control
- Go to **system**.



- Search for the **Play via** feature



- Click on ok (button between the directional arrows)
- Select **“URL Launcher”**.



- Click on **Exit** with the remote control once selected.

From:  
<https://documentation.zebrix.net/> - **zebrix documentation**

Permanent link:  
[https://documentation.zebrix.net/doku.php?id=en:magic\\_info\\_vers\\_lancement\\_de\\_l\\_url&rev=1651234801](https://documentation.zebrix.net/doku.php?id=en:magic_info_vers_lancement_de_l_url&rev=1651234801)

Last update: **2022/04/29 14:20**

