





# zebrix player: network pre-requisites

zebrix is a digital signage technology allowing controlling remote screens and their contents through a centralized CMS.

Two types of devices can be managed by zebrix:

- Professional SAMSUNG displays (SSSP: Smart Signage Platform) are equipped with a SOC (System On Chip) which acts as a compact computer and which is able to connect to zebrix without any additional external (media)player. These screens have wired ethernet interface and wireless.
- zebrix player (which is an Intel NUC)

This document actually describes network prerequisites/flows for zebrix player

zebrix box light	zebrix box ultra
	
	

Pictures may differ from actual products

## Network prerequisites

### Physical connectivity


If you use a wired connection you'll need one available port on your switch per screen. If you want to use a wireless network, please ensure that the signal strength is good enough. Using a wired connection is always a better practice.

### DHCP vs Static IP

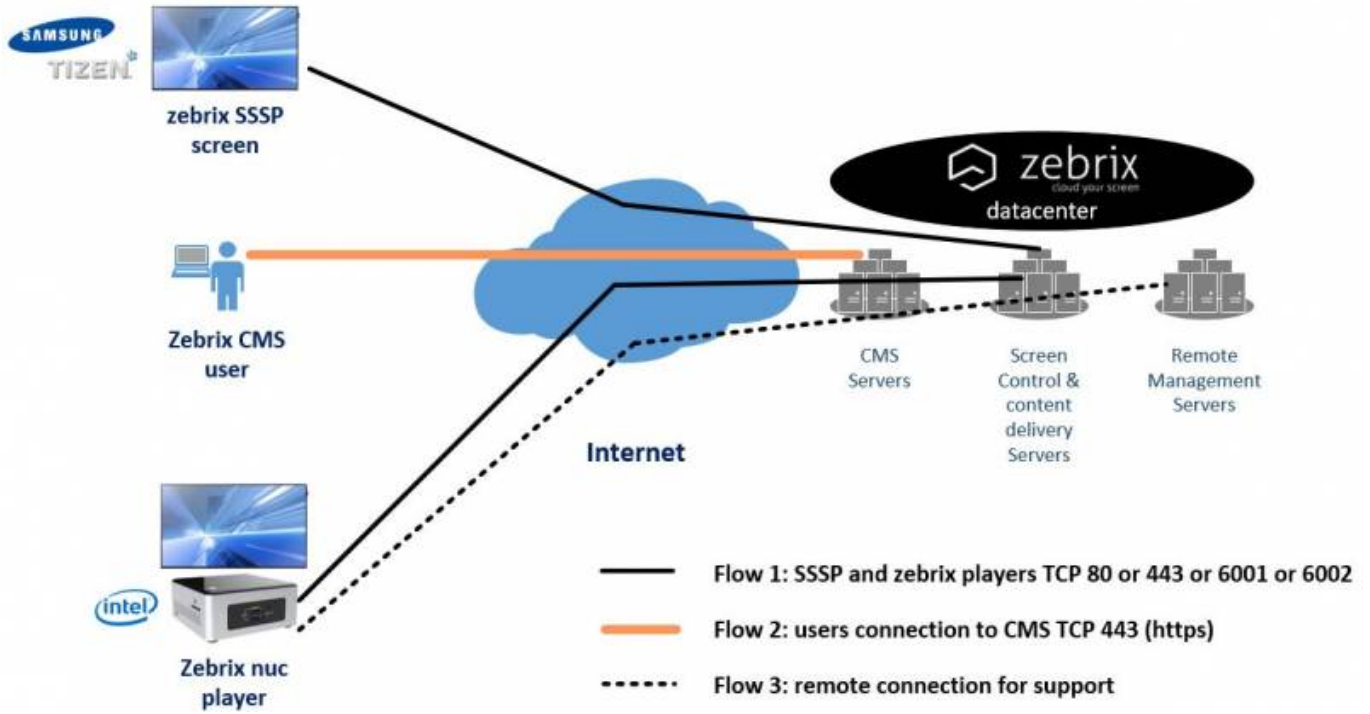
The zebrix player can be configured, according to your preference, in static IP addressing or DHCP.

This setting can be defined via the configuration menu of the player (open it by pressing F1).



 By default, zebrix player uses DHCP

## Destination IP and port to allow on your firewall



The most common way to connect a zebrix player to zebrix is through http (TCP 80 port). You can also use https (443) if you want an encrypted connection. This channel is used for media downloads and receiving instructions from the platform. Please note that zebrix connectivity is not compatible with proxy server. If you have to use a proxy on http and https that couldn't be bypassed, you will have to connect your player to zebrix via TCP 6001 (http) or TCP 6002 (https). Please allow the port that fits the best with your situation.


In addition, we highly recommend that you also allow the player to connect to UDP 1194 port on the zebrix management server that can allow our technical/support team to connect remotely for troubleshooting/diagnostic purpose. This channel is encrypted by default.

**If you are in Europe:**

Source IP	Source Port	Destination IP	Destination Port	
any	any	46.105.174.70 (screenv2.zebrix.net)	TCP 80 or 443 or 6001 or 6002	
any	any	46.105.174.69	UDP 1194	Highly recommended

**If you are in South or North America:**

Source IP	Source Port	Destination IP	Destination Port	
any	any	162.254.24.154 (screen.zebrix.us)	TCP 80 or 443 or 6001 or 6002	
any	any	46.105.174.69	UDP 1194	Highly recommended

 Please note that all links are outbound connections. No inbound connection to your network are required.

# If you meet any problem, please contact our support

- Europe : [support@zebrix.net](mailto:support@zebrix.net) / +33 3 20 41 59 69
- North America : [support@zebrix.us](mailto:support@zebrix.us) / +1-917-789-1179

From:  
<https://documentation.zebrix.net/> - **zebrix documentation**

Permanent link:  
[https://documentation.zebrix.net/doku.php?id=en:prerequis\\_zebrixbox&rev=1537459613](https://documentation.zebrix.net/doku.php?id=en:prerequis_zebrixbox&rev=1537459613)

Last update: **2020/06/22 11:53**

