

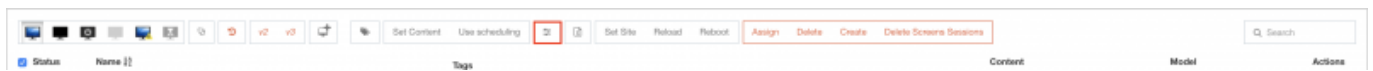


Warning : this functionality is only available on devices running in V3

How to change the time zone

This guide will explain how to change the time zone

How to change the timezone on a screen



- Select the screens on which you want to apply a different time zone
- Click on “hardware tools”
 1. Go to the “properties” tab
 2. Select the desired time zone and click on apply

Hardware Tools -

Remote Logs Monitor

Hidden:

Select url:

Select CacheBox:

Inclusive Cachebox:

Language:

Timezone:

Select video preset encoding:

Orientation:

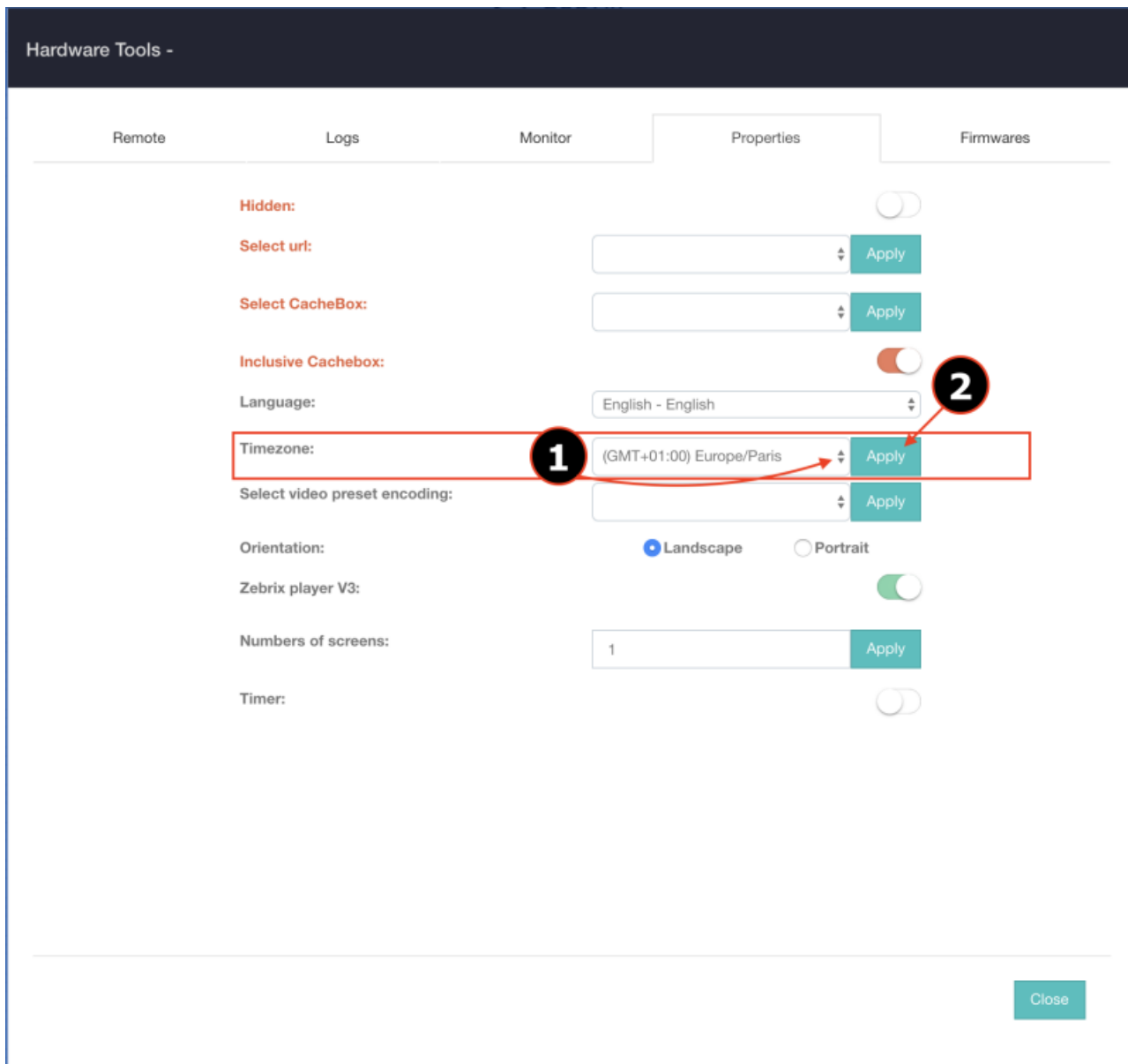
Zebrix player V3:

Numbers of screens:

Timer:

- (GMT+01:00) Africa/Tunis
- (GMT+01:00) Arctic/Longyearbyen
- (GMT+01:00) Atlantic/Jan_Mayen
- (GMT+01:00) CET
- (GMT+01:00) Etc/GMT-1
- (GMT+01:00) Europe/Amsterdam
- (GMT+01:00) Europe/Andorra
- (GMT+01:00) Europe/Belgrade
- (GMT+01:00) Europe/Berlin
- (GMT+01:00) Europe/Bratislava
- (GMT+01:00) Europe/Brussels
- (GMT+01:00) Europe/Budapest
- (GMT+01:00) Europe/Busingen
- (GMT+01:00) Europe/Copenhagen
- (GMT+01:00) Europe/Gibraltar
- (GMT+01:00) Europe/Ljubljana
- (GMT+01:00) Europe/Luxembourg
- (GMT+01:00) Europe/Madrid
- (GMT+01:00) Europe/Malta
- (GMT+01:00) Europe/Monaco
- (GMT+01:00) Europe/Oslo
- (GMT+01:00) Europe/Paris
- (GMT+01:00) Europe/Podgorica
- (GMT+01:00) Europe/Prague
- (GMT+01:00) Europe/Rome
- (GMT+01:00) Europe/San_Marino
- (GMT+01:00) Europe/Sarajevo
- (GMT+01:00) Europe/Skopje
- (GMT+01:00) Europe/Stockholm
- (GMT+01:00) Europe/Tirane
- (GMT+01:00) Europe/Vaduz
- (GMT+01:00) Europe/Vatican
- (GMT+01:00) Europe/Vienna
- (GMT+01:00) Europe/Warsaw
- (GMT+01:00) Europe/Zagreb
- (GMT+01:00) Europe/Zurich
- (GMT+01:00) MET
- (GMT+01:00) Poland
- (GMT+02:00) Africa/Blantyre
- (GMT+02:00) Africa/Bujumbura
- (GMT+02:00) Africa/Cairo
- (GMT+02:00) Africa/Gaborone
- (GMT+02:00) Africa/Harare
- (GMT+02:00) Africa/Johannesburg
- (GMT+02:00) Africa/Khartoum
- (GMT+02:00) Africa/Kigali
- (GMT+02:00) Africa/Lubumbashi
- (GMT+02:00) Africa/Lusaka
- (GMT+02:00) Africa/Maputo
- (GMT+02:00) Africa/Maseru

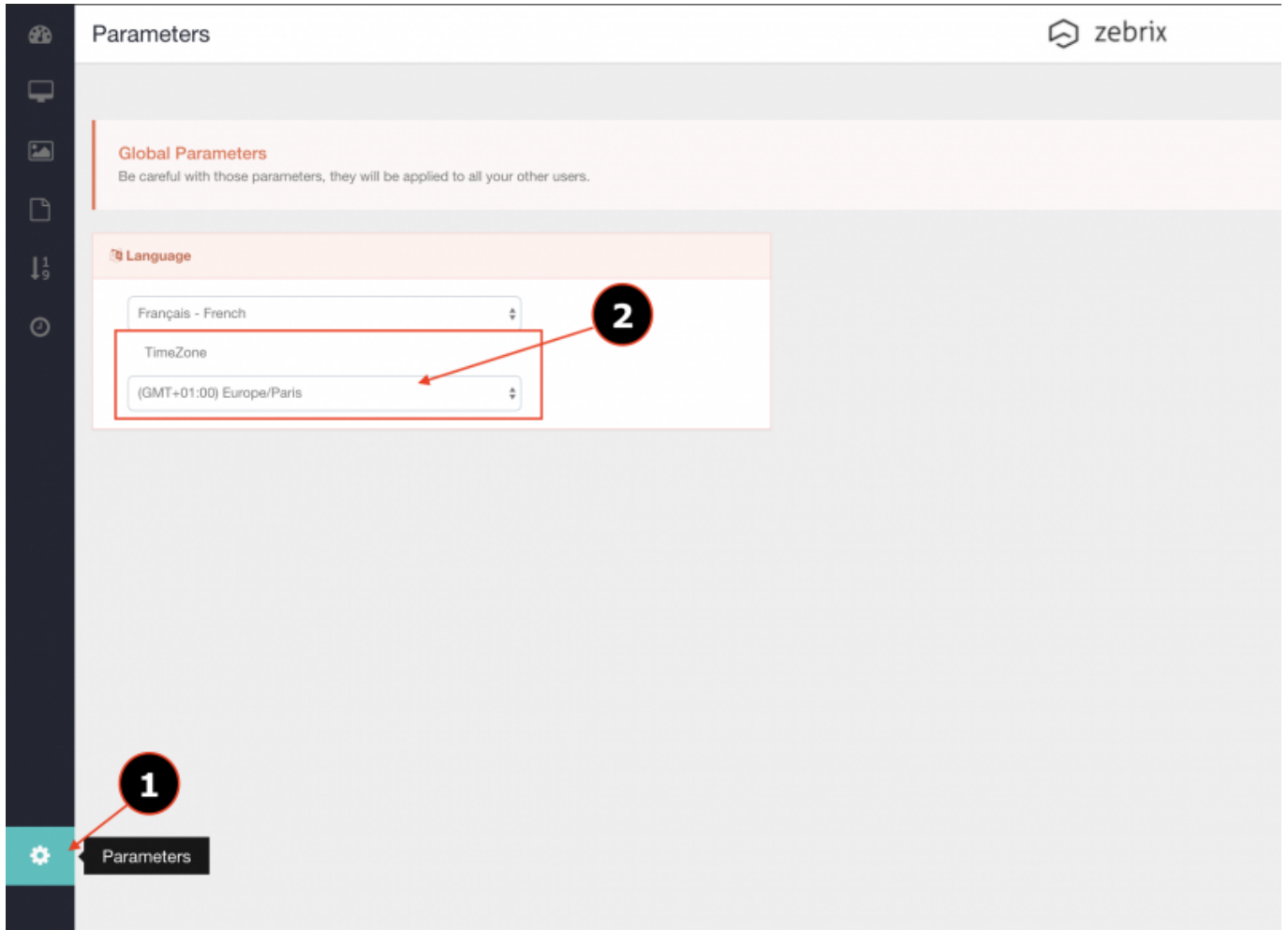
Close



How to change the time zone for a client's account

It is possible to change the time zone at the client level, this parameter will be used as the default time zone for all new screen/player added to this account.

- Go to the general account's parameters and select the desired time zone



How to check the setting on a screen

1. Press the touch "Tools" on the remote control





From:
<https://documentation.zebrix.net/> - **zebrix signage documentation**

Permanent link:
<https://documentation.zebrix.net/doku.php?id=en:timezone&rev=1629880175>

Last update: **2021/08/25 10:29**

